










Metropolitan School District of WASHINGTON TOWNSHIP





"Superior Schools in a Supportive Community"

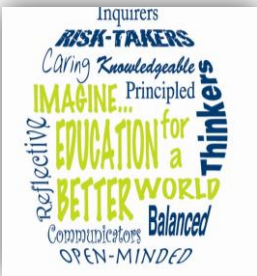
Nikki C. Woodson, Ph.D., *Superintendent*


MSDWT State Standardized Test Points of Pride for 2013-2014


ISTEP+ Districtwide Results	
	<ul style="list-style-type: none"> English overall pass rate increased 1% (76% to 77%) Math overall pass rate increased 2% (80% to 82%) Science overall pass rate increased 8% (63% to 71%) 6 out of 10 schools improved pass rates in English from 2013 6 out of 10 schools improved pass rates in Math from 2013 10 out of 10 schools improved pass rates in Science from 2013 1 school (Spring Mill [8%]) improved their school wide pass rate by more than 5% in ELA 6 schools (Crooked Creek [7%], Greenbriar [16%], Nora [9%], Eastwood [11%], Northview [7%], Westlane [8%]) improved their school wide pass rate by more than 5% in Science 3 schools (Allisonville [6%], John Strange [6%], Eastwood [11%]) improved their school wide pass rate by more than 5% in Social Studies

ISTEP+ School-Specific Results	
	<ul style="list-style-type: none"> Schoolwide pass rate of 90% for Math 91% pass rate in 3rd grade ELA 90% pass rate in 4th grade Math 93% pass rate in 5th grade Math Improved their pass rate 5% in 3rd grade Math Improved their pass rate 5% in 5th grade Social Studies
	<ul style="list-style-type: none"> Schoolwide pass rate of 93% for Math 95% pass rate in 3rd grade ELA 91% pass rate in 4th grade Math 100% pass rate in 5th grade Math Improved their pass rate 5% in 3rd grade Math Improved their pass rate 6% in 4th grade Math Improved their pass rate 7% in 4th grade Science
	<ul style="list-style-type: none"> Improved their pass rate 7% in 3rd grade Math
	<ul style="list-style-type: none"> Improved their pass rate 11% in 4th grade ELA Improved their pass rate 15% in 4th grade Science Improved their pass rate 5% in 5th grade ELA Improved their pass rate 7% in 5th grade Math
	<ul style="list-style-type: none"> 90% pass rate in 4th grade Math Improved their pass rate 8% in 4th grade ELA Improved their pass rate 18% in 4th grade Math Improved their pass rate 10% in 5th grade ELA Improved their pass rate 6% in 5th grade Social Studies
	<ul style="list-style-type: none"> Improved their pass rate 9% in 3rd grade ELA Improved their pass rate 6% in 3rd grade Math Improved their pass rate 11% in 4th grade ELA Improved their pass rate 9% in 4th grade Science

	<ul style="list-style-type: none"> • 90% pass rate in 4th grade ELA • Improved their pass rate 5% in 3rd grade ELA • Improved their pass rate 14% in 4th grade ELA • Improved their pass rate 5% in 5th grade ELA
	<ul style="list-style-type: none"> • Improved their pass rate 5% in 6th Grade ELA • Improved their pass rate 11% in 6th Grade Science • Improved their pass rate 11% in 7th Grade Social Studies
	<ul style="list-style-type: none"> • Improved their pass rate 8% in 6th Grade ELA • Improved their pass rate 7% in 6th Grade Science • Improved their pass rate 6% in 8th Grade Math
	<ul style="list-style-type: none"> • Improved their pass rate 7% in 6th Grade Science

ISTEP+ Achievement Gap	
	<ul style="list-style-type: none"> • Racial gap in ELA closed <ul style="list-style-type: none"> ◦ White increased by 1% ◦ Asian increased by 10% ◦ Black increased by 2% • SES gap in ELA closed <ul style="list-style-type: none"> ◦ FRL increased by 3% • Racial gap closed in Math <ul style="list-style-type: none"> ◦ White increased by 2% ◦ Black increased by 3% • SES gap closed in Math while all demographics increased pass rates <ul style="list-style-type: none"> ◦ Paid lunch increased by 2% ◦ FRL increased by 2%

IREAD-3 School Results	
	<ul style="list-style-type: none"> • 93% of Allisonville students passed IREAD-3 • 95% of Crooked Creek students passed IREAD-3 • 92% of John Strange students passed IREAD-3 • 90% of Spring Mill students passed IREAD-3

ECA Results	
	<ul style="list-style-type: none"> • 99% of Eastwood Algebra 1 students passed Algebra 1 ECA • East wood improved their pass rate 7% in Algebra 1 ECA • 95% of Northview Algebra 1 students passed Algebra 1 ECA • 98% of Westlane Algebra 1 students passed Algebra 1 ECA • North Central improved their pass rate 11% for first-time testers in Algebra 1 ECA