



MSD Washington Township (IN)





**Staff Survey
Spring 2023**



Report created by
Panorama Education



Summary

Topic Description	Results	Benchmark
School Climate Perceptions of the overall social and learning climate of the school.	49%	 20th - 39th percentile compared to others nationally
School Leadership Perceptions of the school leadership's effectiveness.	57%	 40th - 59th percentile compared to others nationally
Staff-Leadership Relationships Perceptions of faculty and staff relationships with school leaders.	66%	 20th - 39th percentile compared to others nationally
Well-being Faculty and staff perceptions of their own professional well-being.	69%	 60th - 79th percentile compared to others nationally

212 responses



School Climate

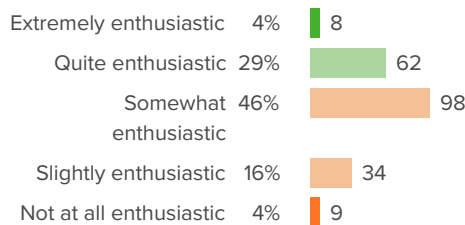
Your average

49%

212 responses

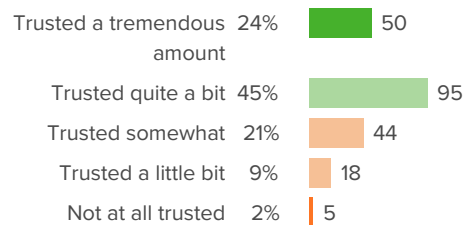
How did people respond?

Q.1: On most days, how enthusiastic are the students about being at school?



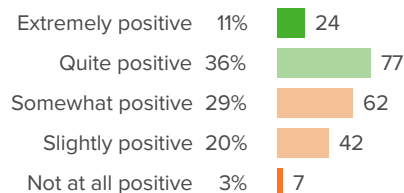
Favorable: **33%**

Q.2: To what extent are staff trusted to work in the way they think is best?



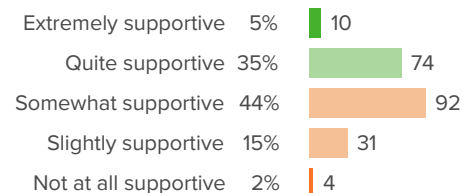
Favorable: **68%**

Q.3: How positive are the attitudes of your colleagues?



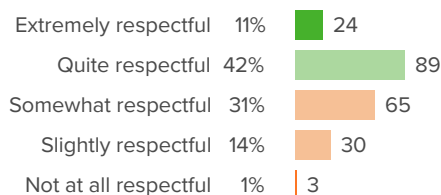
Favorable: **48%**

Q.4: How supportive are students in their interactions with each other?



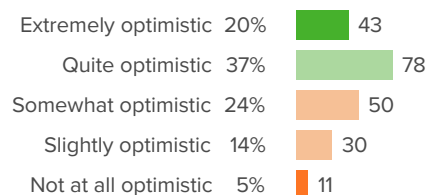
Favorable: **40%**

Q.5: How respectful are the relationships between staff and students?



Favorable: **54%**

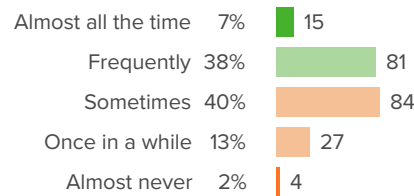
Q.6: How optimistic are you that your school will improve in the future?



Favorable: **57%**

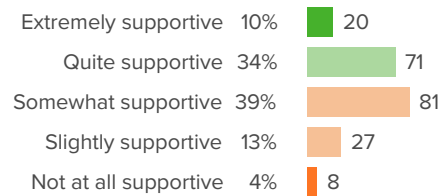


Q.7: How often do you see students helping each other without being prompted?



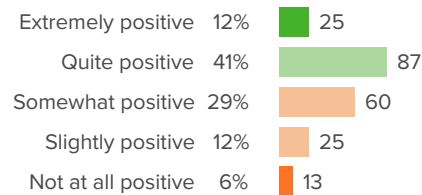
Favorable: **45%**

Q.8: When new initiatives are presented at your school, how supportive are your colleagues?



Favorable: **44%**

Q.9: Overall, how positive is the working environment at your school?



Favorable: **53%**



School Leadership

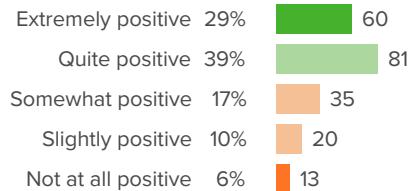
Your average

57%

212 responses

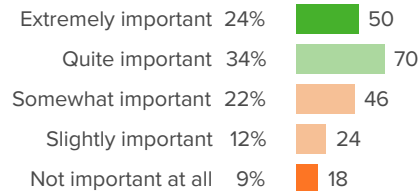
How did people respond?

Q.1: How positive is the tone that school leaders set for the culture of the school?



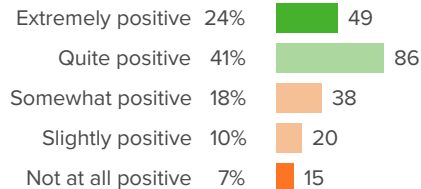
Favorable: **67%**

Q.2: For your school leaders, how important is staff satisfaction?



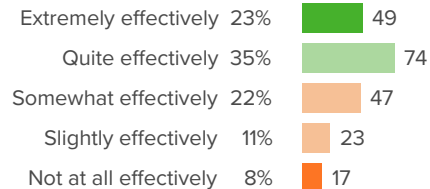
Favorable: **58%**

Q.3: Overall, how positive is the influence of the school leaders on the quality of your work?



Favorable: **65%**

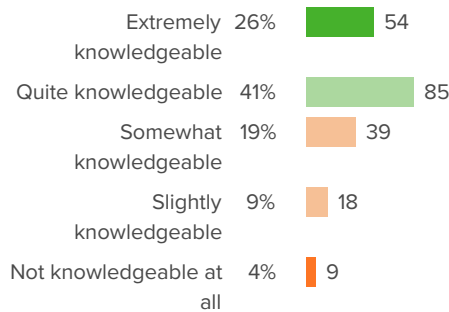
Q.4: How effectively do school leaders communicate important information to staff?



Favorable: **59%**

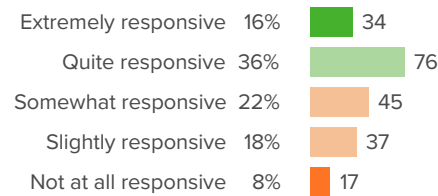


Q.5: How knowledgeable are your school leaders about what is going on in the school?



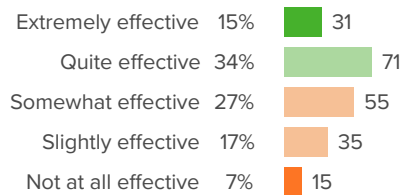
Favorable: **68%**

Q.6: How responsive are school leaders to your feedback?



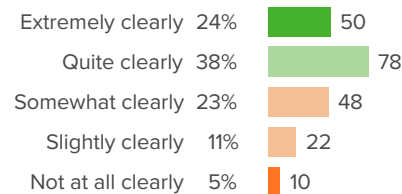
Favorable: **53%**

Q.7: How effective are the school leaders at developing rules for students that facilitate their learning?



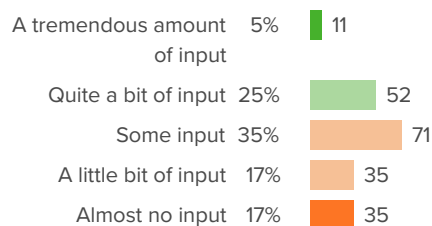
Favorable: **49%**

Q.8: How clearly do your school leaders identify their goals for the staff?



Favorable: **62%**

Q.9: When the school makes important decisions, how much input do staff have?



Favorable: **31%**



Staff-Leadership Relationships

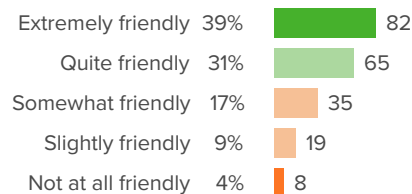
Your average

66%

212 responses

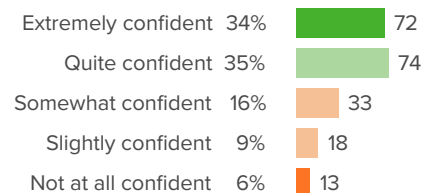
How did people respond?

Q.1: How friendly are your school leaders toward you?



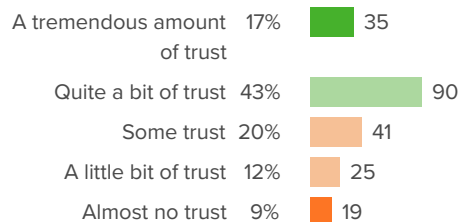
Favorable: **70%**

Q.2: How confident are you that your school leaders have the best interests of the school in mind?



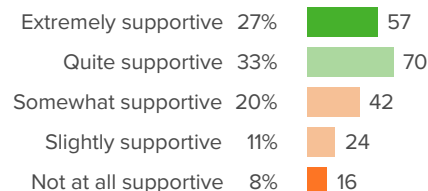
Favorable: **70%**

Q.3: How much trust exists between school leaders and staff?



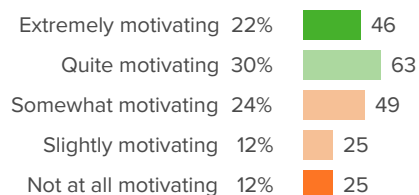
Favorable: **60%**

Q.4: When you face challenges at work, how supportive are your school leaders?



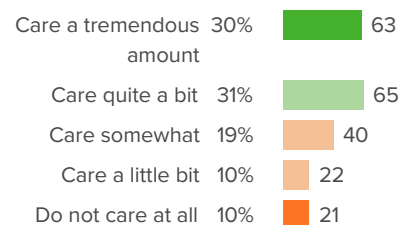
Favorable: **61%**

Q.5: At your school, how motivating do you find working with the leadership team?



Favorable: **52%**

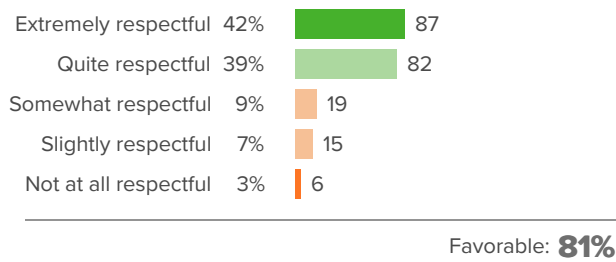
Q.6: How much do your school leaders care about you as an individual?



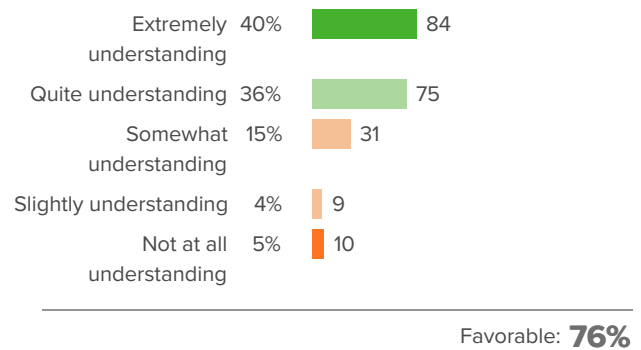
Favorable: **61%**



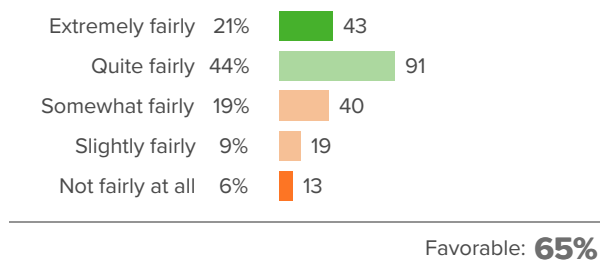
Q.7: How respectful are your school leaders towards you?



Q.8: When challenges arise in your personal life, how understanding are your school leaders?



Q.9: How fairly does the school leadership treat the staff?





Well-being

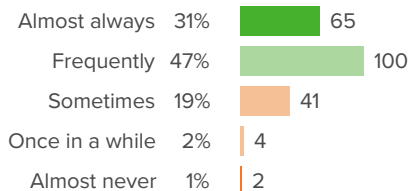
Your average

69%

212 responses

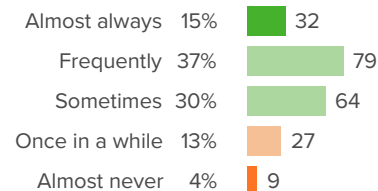
How did people respond?

Q.1: During the past week, how often did you feel engaged at work?



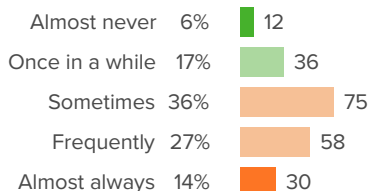
Favorable: **78%**

Q.2: During the past week, how often did you feel excited at work?



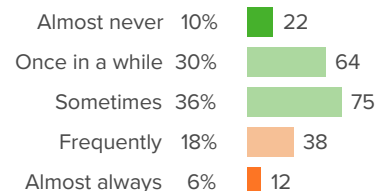
Favorable: **83%**

Q.3: During the past week, how often did you feel exhausted at work?



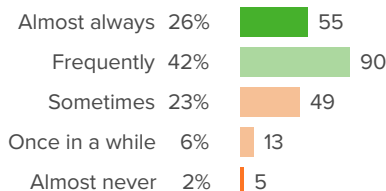
Favorable: **23%**

Q.4: During the past week, how often did you feel frustrated at work?



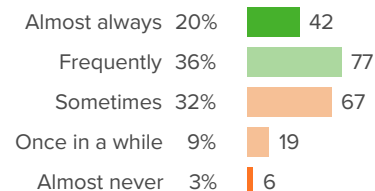
Favorable: **76%**

Q.5: During the past week, how often did you feel happy at work?



Favorable: **68%**


Q.6: During the past week, how often did you feel hopeful at work?



Favorable: **56%**

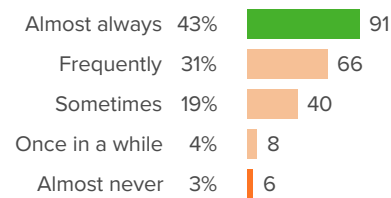


Q.7: During the past week, how often did you feel overwhelmed at work?



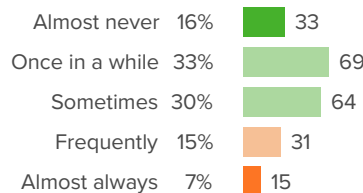
Favorable: **47%**

Q.8: During the past week, how often did you feel safe at work?



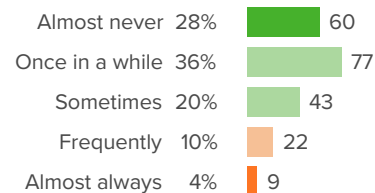
Favorable: **43%**

Q.9: During the past week, how often did you feel stressed out at work?



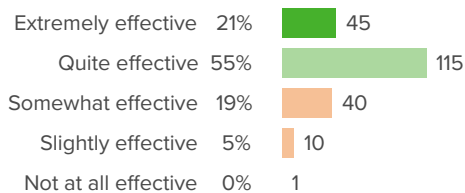
Favorable: **78%**

Q.10: During the past week, how often did you feel worried at work?



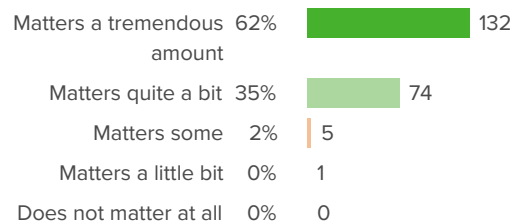
Favorable: **85%**

Q.11: How effective do you feel at your job right now?



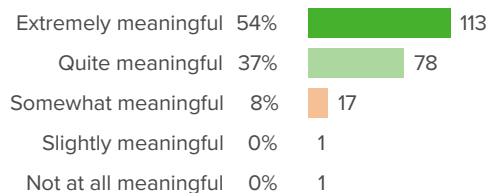
Favorable: **76%**

Q.12: How much does your work matter to you?



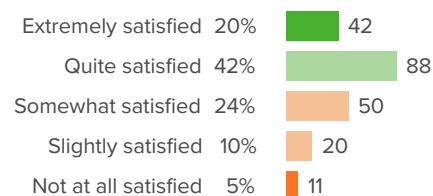
Favorable: **97%**

Q.13: How meaningful for you is the work that you do?



Favorable: **91%**

Q.14: Overall, how satisfied are you with your job right now?



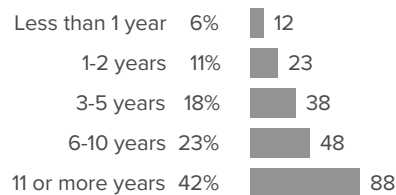
Favorable: **62%**



Background Questions

How did people respond?

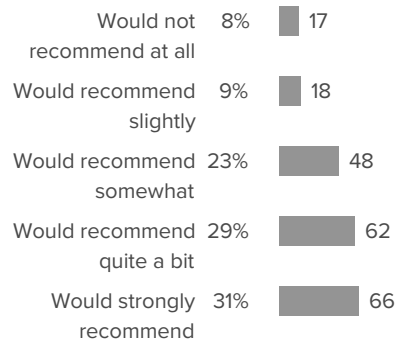
Q.1: For how many years have you worked in education?



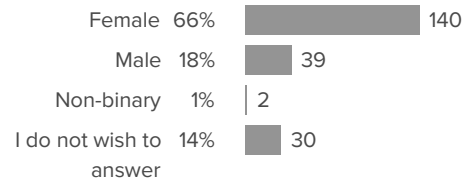
Q.2: For how many years have you worked at your current school?



Q.3: If a friend or colleague were looking for a job, to what extent, if at all, would you recommend your school?



Q.4: What is your gender?





Q.5: What is your race or ethnicity?

