



MSD Washington Township (IN)

Grades 3-5
Spring 2023



Report created by
Panorama Education



Summary

Topic Description	Results	Benchmark
Positive Feelings How frequently students feel positive emotions.	62% 0 since last survey	 20th - 39th percentile compared to others nationally
Self-Efficacy How much students believe they can succeed in achieving academic outcomes.	58% ▼1 since last survey	 40th - 59th percentile compared to others nationally
Social Awareness How well students consider the perspectives of others and empathize with them.	65% ▼2 since last survey	 40th - 59th percentile compared to others nationally
Supportive Relationships How supported students feel through their relationships with friends, family, and adults at school.	90% 0 since last survey	 80th - 99th percentile compared to others nationally

2,129 responses



Positive Feelings

Your average

62%

2,129 responses

Change

0

since last survey

How did people respond?

Q.1: During the past week, how often did you feel excited?

Almost always	20%	415
Frequently	27%	582
Sometimes	29%	615
Once in a while	17%	355
Almost never	7%	152

▼ **3** from last survey

Favorable: **76%**

Q.2: During the past week, how often did you feel happy?

Almost always	29%	611
Frequently	29%	621
Sometimes	24%	509
Once in a while	13%	274
Almost never	5%	105

▼ **1** from last survey

Favorable: **58%**

Q.3: During the past week, how often did you feel loved?

Almost always	39%	821
Frequently	23%	478
Sometimes	19%	391
Once in a while	12%	250
Almost never	8%	164

▲ **1** from last survey

Favorable: **62%**

Q.4: During the past week, how often did you feel safe?

Almost always	50%	1053
Frequently	23%	477
Sometimes	15%	323
Once in a while	6%	134
Almost never	6%	119

▲ **0** from last survey

Favorable: **50%**



Self-Efficacy

Your average

58%

2,129 responses

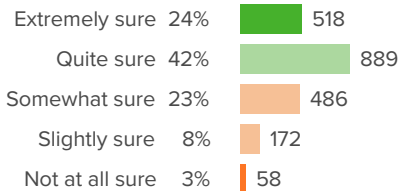
Change

▼ **1**

since last survey

How did people respond?

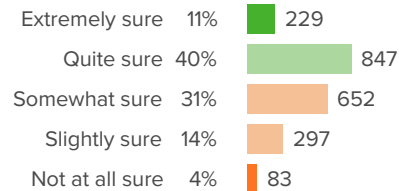
Q.1: How sure are you that you can complete all the work that is assigned in your class?



▼ **2** from last survey

Favorable: **66%**

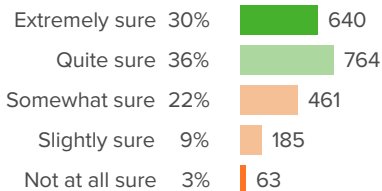
Q.2: When complicated ideas are discussed in class, how sure are you that you can understand them?



▼ **4** from last survey

Favorable: **51%**

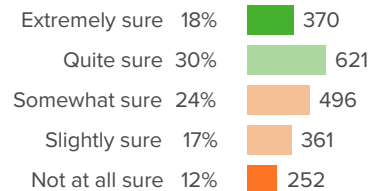
Q.3: How sure are you that you can learn all the topics taught in your class?



▲ **0** from last survey

Favorable: **66%**

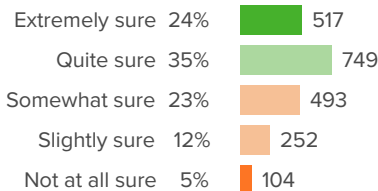
Q.4: How sure are you that you can do the hardest work that is assigned in your class?



▼ **2** from last survey

Favorable: **47%**

Q.5: How sure are you that you will remember what you learned in your current class, next year?



▲ **2** from last survey

Favorable: **60%**



Social Awareness

Your average

65%

2,129 responses

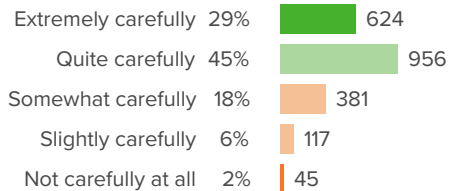
Change

▼ 2

since last survey

How did people respond?

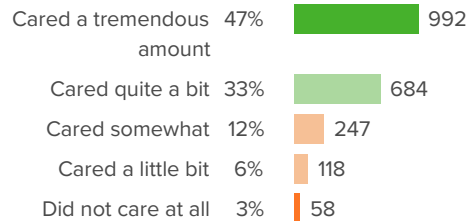
Q.1: During the past 30 days...How carefully did you listen to other people's points of view?



▼ 1 from last survey

Favorable: **74%**

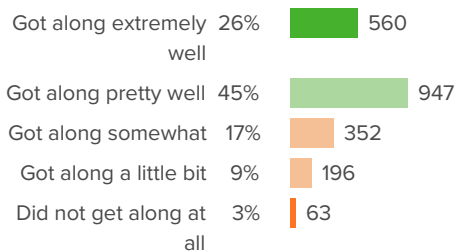
Q.2: During the past 30 days...How much did you care about other people's feelings?



▼ 2 from last survey

Favorable: **80%**

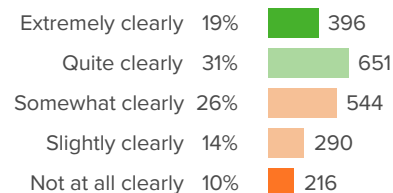
Q.3: During the past 30 days...How well did you get along with students who are different from you?



▲ 1 from last survey

Favorable: **71%**

Q.4: During the past 30 days...How clearly were you able to describe your feelings?

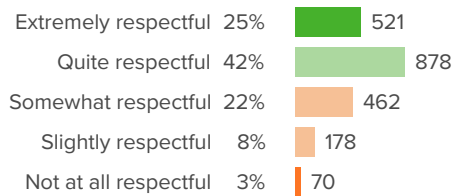


▼ 4 from last survey

Favorable: **50%**



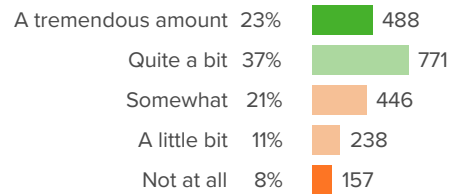
Q.5: During the past 30 days...When others disagreed with you, how respectful were you of their views?



▼ 2 from last survey

Favorable: **66%**

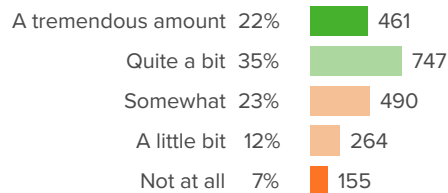
Q.6: During the past 30 days...To what extent were you able to stand up for yourself without putting others down?



▼ 5 from last survey

Favorable: **60%**

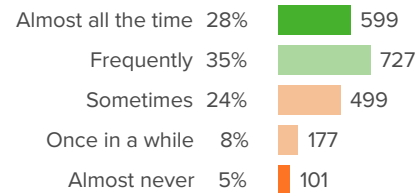
Q.7: During the past 30 days...To what extent were you able to disagree with others without starting an argument?



▼ 1 from last survey

Favorable: **57%**

Q.8: During the past 30 days...How often did you compliment others' accomplishments?



▲ 2 from last survey

Favorable: **63%**



Supportive Relationships

Your average

90%

2,129 responses


Change

0

since last survey

How did people respond?

Q.1: Do you have a teacher or other adult from school who you can count on to help you, no matter what?

Yes 90%  1904
No 10%  214

▼ 1 from last survey

Favorable: 90%


Q.2: Do you have a family member or other adult outside of school who you can count on to help you, no matter what?

Yes 94%  1967
No 7%  136

▲ 2 from last survey

Favorable: 94%

Q.3: Do you have a friend from school who you can count on to help you, no matter what?

Yes 87%  1839
No 13%  277

▲ 0 from last survey

Favorable: 87%