



MSD Washington Township (IN)





Grades 6-12
Spring 2023



Report created by
Panorama Education



Summary

Topic Description	Results	Benchmark
Learning Strategies How well students deliberately use strategies to manage their own learning processes generally.	47% ▲1 since last survey	 0th - 19th percentile compared to others nationally
Positive Feelings How frequently students feel positive emotions.	48% ▲1 since last survey	 0th - 19th percentile compared to others nationally
Social Awareness How well students consider the perspectives of others and empathize with them.	52% ▲2 since last survey	 0th - 19th percentile compared to others nationally
Supportive Relationships How supported students feel through their relationships with friends, family, and adults at school.	82% ▲1 since last survey	 40th - 59th percentile compared to others nationally

4,689 responses



Learning Strategies

Your average

47%

4,689 responses

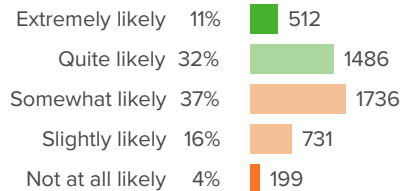
Change

▲ 1

since last survey

How did people respond?

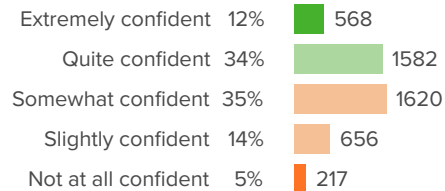
Q.1: When you get stuck while learning something new, how likely are you to try a different strategy?



▲ 1 from last survey

Favorable: **43%**

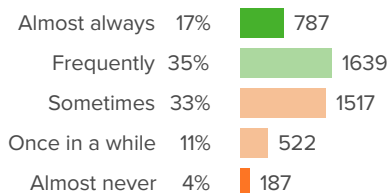
Q.2: How confident are you that you can choose an effective strategy to get your schoolwork done well?



▲ 1 from last survey

Favorable: **46%**

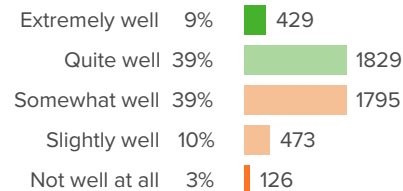
Q.3: Before you start on a challenging project, how often do you think about the best way to approach the project?



▲ 0 from last survey

Favorable: **52%**

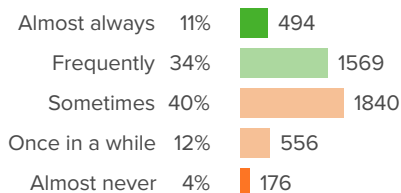
Q.4: Overall, how well do your learning strategies help you learn more effectively?



▲ 1 from last survey

Favorable: **49%**

Q.5: How often do you use strategies to learn more effectively?



▲ 1 from last survey

Favorable: **45%**



Positive Feelings

Your average

48%

4,689 responses

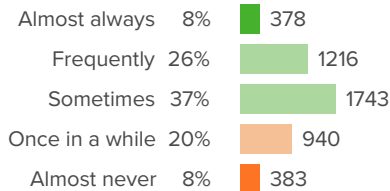
Change

▲ 1

since last survey

How did people respond?

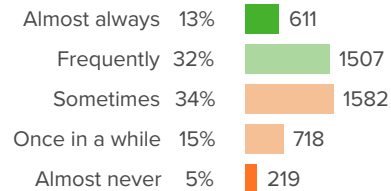
Q.1: During the past week, how often did you feel excited?



▲ 0 from last survey

Favorable: 72%

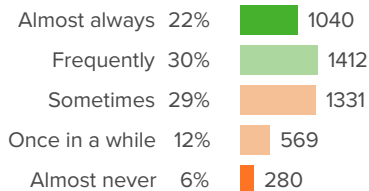
Q.2: During the past week, how often did you feel happy?



▲ 0 from last survey

Favorable: 46%

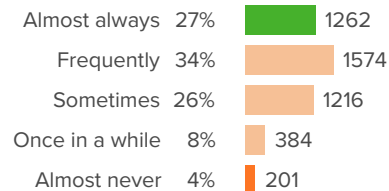
Q.3: During the past week, how often did you feel loved?



▲ 2 from last survey

Favorable: 53%

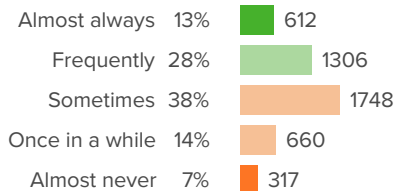
Q.4: During the past week, how often did you feel safe?



▲ 2 from last survey

Favorable: 27%

Q.5: During the past week, how often did you feel hopeful?



▲ 1 from last survey

Favorable: 41%



Social Awareness

Your average

52%

4,689 responses

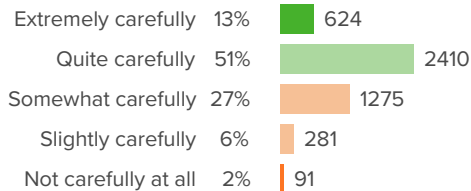
Change

▲ 2

since last survey

How did people respond?

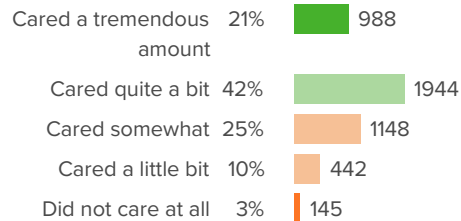
Q.1: During the past 30 days...How carefully did you listen to other people's points of view?



▲ 1 from last survey

Favorable: 65%

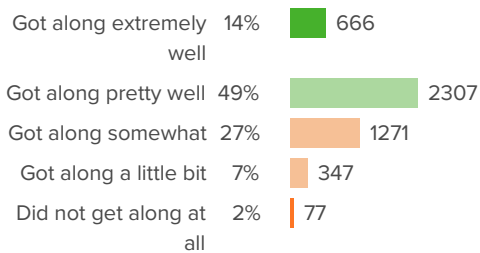
Q.2: During the past 30 days...How much did you care about other people's feelings?



▲ 0 from last survey

Favorable: 63%

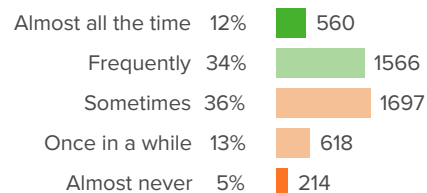
Q.3: During the past 30 days...How well did you get along with students who are different from you?



▲ 1 from last survey

Favorable: 64%

Q.4: During the past 30 days...How often did you compliment others' accomplishments?

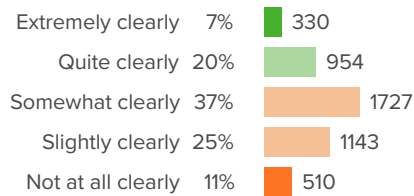


▲ 0 from last survey

Favorable: 46%



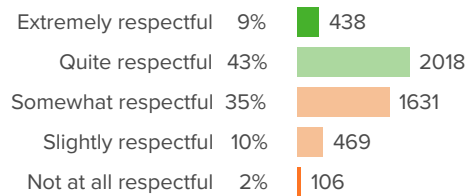
Q.5: During the past 30 days...How clearly were you able to describe your feelings?



▲ 1 from last survey

Favorable: **28%**

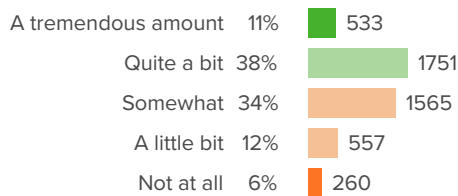
Q.6: During the past 30 days...When others disagreed with you, how respectful were you of their views?



▲ 3 from last survey

Favorable: **53%**

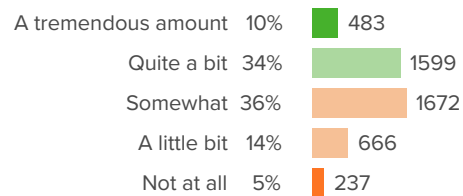
Q.7: During the past 30 days...To what extent were you able to stand up for yourself without putting others down?



▲ 5 from last survey

Favorable: **49%**

Q.8: During the past 30 days...To what extent were you able to disagree with others without starting an argument?



▲ 2 from last survey

Favorable: **45%**



Supportive Relationships

Your average

82%

4,689 responses



Change

▲ 1

since last survey

How did people respond?

Q.1: Do you have a teacher or other adult from school who you can count on to help you, no matter what?

Yes 74%  3441
No 26%  1232

▲ 2 from last survey

Favorable: **74%**



Q.2: Do you have a family member or other adult outside of school who you can count on to help you, no matter what?

Yes 91%  4227
No 9%  426

▲ 0 from last survey

Favorable: **91%**

Q.3: Do you have a friend from school who you can count on to help you, no matter what?

Yes 84%  3932
No 16%  728

▲ 1 from last survey

Favorable: **84%**

Q.4: Do you have a teacher or other adult from school who you can be completely yourself around?

Yes 66%  3058
No 34%  1595

▲ 3 from last survey

Favorable: **66%**

Q.5: Do you have a family member or other adult outside of school who you can be completely yourself around?

Yes 88%  4096
No 12%  560

▲ 0 from last survey

Favorable: **88%**

Q.6: Do you have a friend from school who you can be completely yourself around?

Yes 89%  4137
No 11%  500

▲ 1 from last survey

Favorable: **89%**