



MSD Washington Township (IN)







**Teacher Survey
Spring 2023**



Report created by
Panorama Education



Summary

Topic Description	Results	Benchmark
Professional Learning About Equity Perceptions of the quantity and quality of equity-focused professional learning opportunities available to faculty and staff.	43%	 40th - 59th percentile compared to others nationally
Professional Learning About SEL Perceptions of the amount and quality of professional growth and learning opportunities available to faculty related to social-emotional learning.	33%	 20th - 39th percentile compared to others nationally
School Climate Perceptions of the overall social and learning climate of the school.	45%	 0th - 19th percentile compared to others nationally
School Leadership Perceptions of the school leadership's effectiveness.	48%	 20th - 39th percentile compared to others nationally
Staff-Leadership Relationships Perceptions of faculty and staff relationships with school leaders.	62%	 20th - 39th percentile compared to others nationally
Well-being Faculty and staff perceptions of their own professional well-being.	57%	 20th - 39th percentile compared to others nationally

581 responses



Professional Learning About Equity

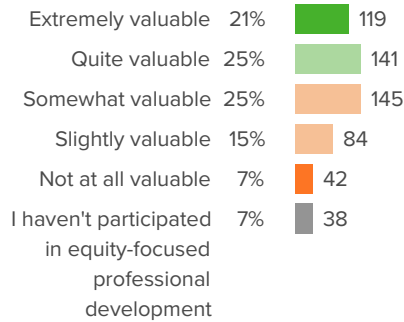
Your average

43%

581 responses

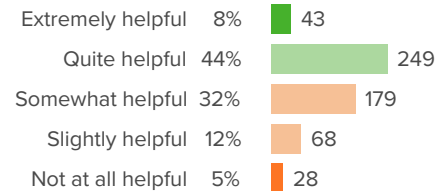
How did people respond?

Q.1: At your school, how valuable are the equity-focused professional development opportunities?



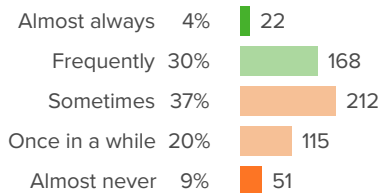
Favorable: **49%**

Q.2: When it comes to promoting culturally responsive practices, how helpful are your colleagues' ideas for improving your practice?



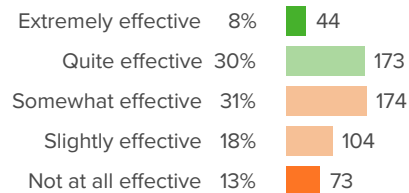
Favorable: **51%**

Q.3: How often do professional development opportunities help you explore new ways to promote equity in your practice?



Favorable: **33%**

Q.4: Overall, how effective has your school administration been in helping you advance student equity?



Favorable: **38%**



Professional Learning About SEL

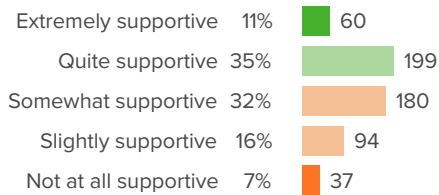
Your average

33%

581 responses

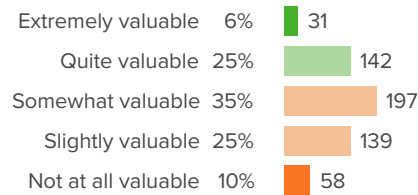
How did people respond?

Q.1: In terms of social-emotional learning (SEL) in particular, how supportive has the school been of your growth as a teacher?



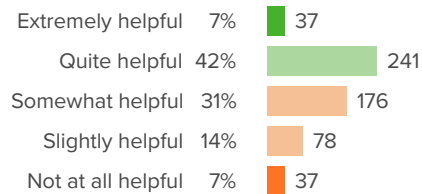
Favorable: **45%**

Q.2: At your school, how valuable are the social-emotional learning (SEL) professional development opportunities?



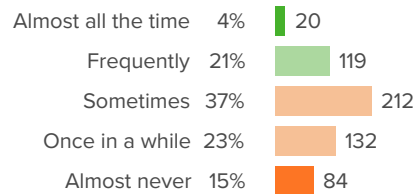
Favorable: **31%**

Q.3: When it comes to social-emotional learning (SEL), how helpful are your colleagues' ideas for improving your teaching?



Favorable: **49%**

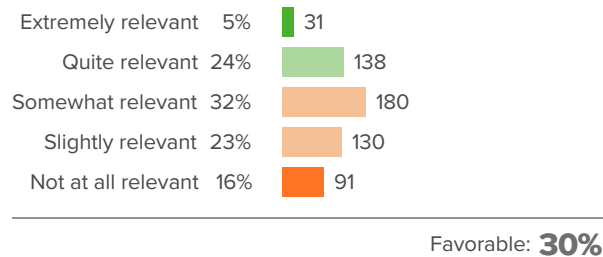
Q.4: How often do your social-emotional learning (SEL) professional development opportunities help you explore new ideas?



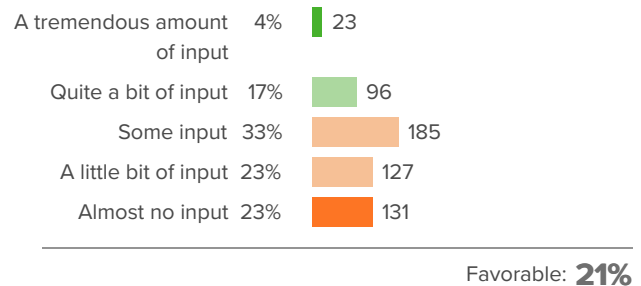
Favorable: **25%**



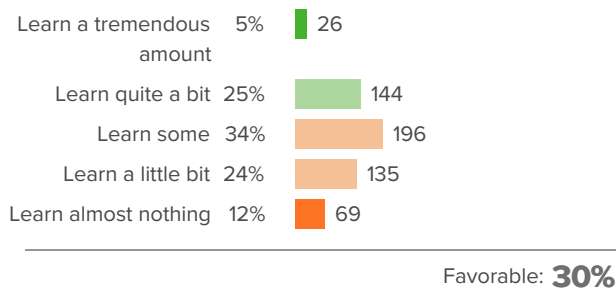
Q.5: How relevant have your social-emotional learning (SEL) professional development opportunities been to the content that you teach?



Q.6: Thinking of social-emotional learning (SEL) in particular, how much input do you have into individualizing your own professional development opportunities?



Q.7: Overall, how much do you learn about supporting your students' social-emotional learning (SEL) from the leaders at your school?





School Climate

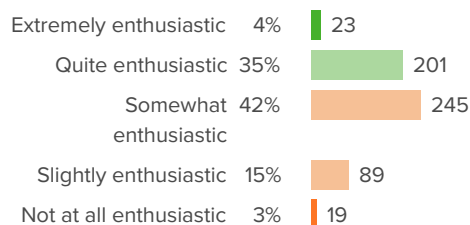
Your average

45%

581 responses

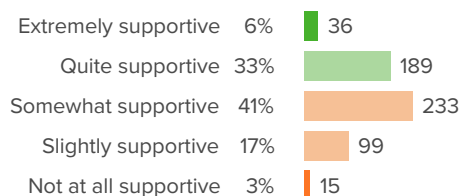
How did people respond?

Q.1: On most days, how enthusiastic are the students about being at school?



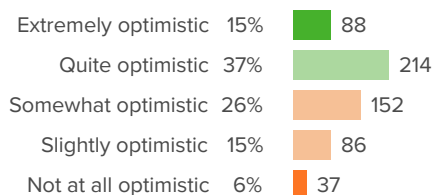
Favorable: **39%**

Q.2: When new initiatives to improve teaching are presented at your school, how supportive are your colleagues?



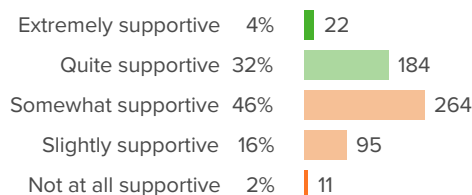
Favorable: **39%**

Q.3: How optimistic are you that your school will improve in the future?



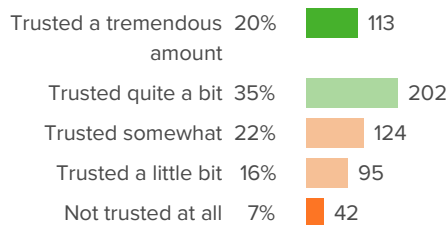
Favorable: **52%**

Q.4: How supportive are students in their interactions with each other?



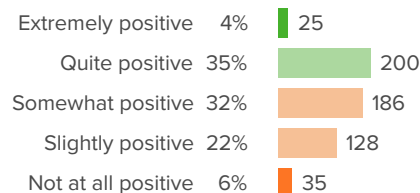
Favorable: **36%**

Q.5: To what extent are teachers trusted to teach in the way they think is best?



Favorable: **55%**

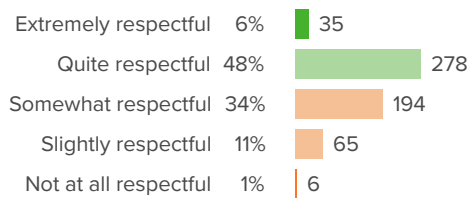
Q.6: How positive are the attitudes of your colleagues?



Favorable: **39%**

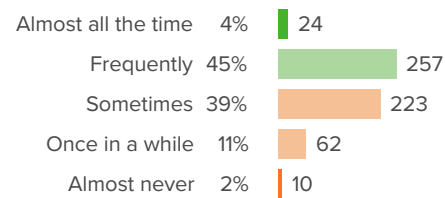


Q.7: How respectful are the relationships between teachers and students?



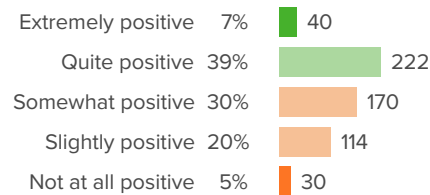
Favorable: **54%**

Q.8: How often do you see students helping each other without being prompted?



Favorable: **49%**

Q.9: Overall, how positive is the working environment at your school?



Favorable: **45%**



School Leadership

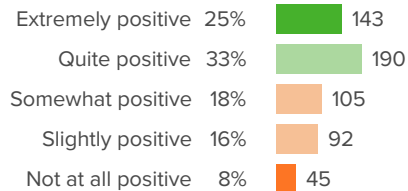
Your average

48%

581 responses

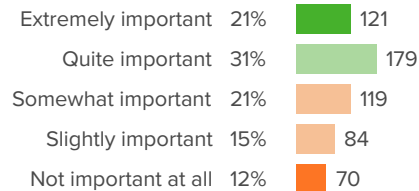
How did people respond?

Q.1: How positive is the tone that school leaders set for the culture of the school?



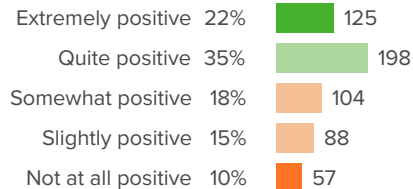
Favorable: **58%**

Q.2: For your school leaders, how important is teacher satisfaction?



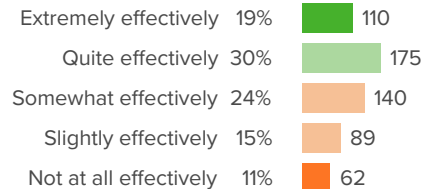
Favorable: **52%**

Q.3: Overall, how positive is the influence of the school leaders on the quality of your teaching?



Favorable: **56%**

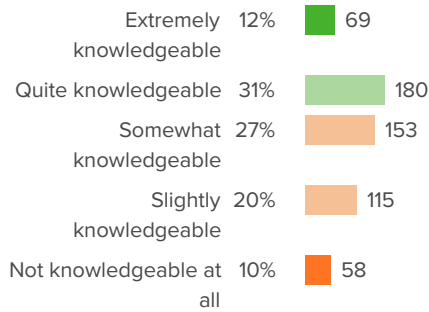
Q.4: How effectively do school leaders communicate important information to teachers?



Favorable: **49%**

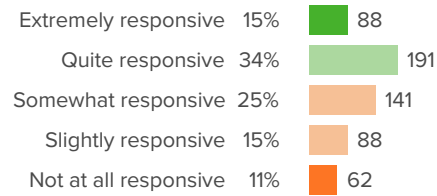


Q.5: How knowledgeable are your school leaders about what is going on in teachers' classrooms?



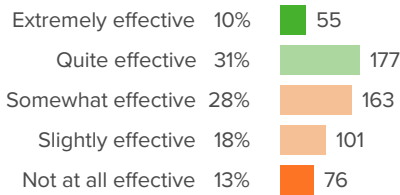
Favorable: **43%**

Q.6: How responsive are school leaders to your feedback?



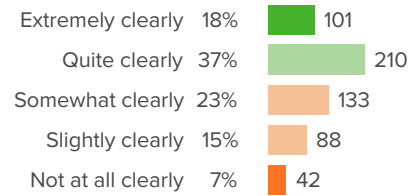
Favorable: **49%**

Q.7: How effective are the school leaders at developing rules for students that facilitate their learning?



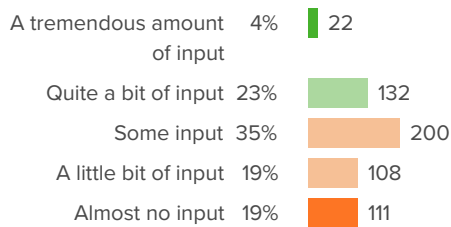
Favorable: **41%**

Q.8: How clearly do your school leaders identify their goals for teachers?



Favorable: **54%**

Q.9: When the school makes important decisions, how much input do teachers have?



Favorable: **27%**



Staff-Leadership Relationships

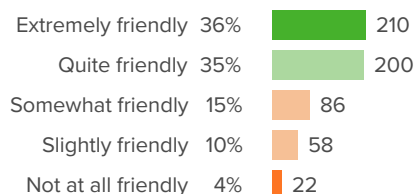
Your average

62%

581 responses

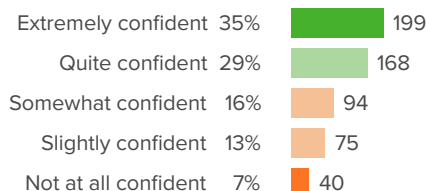
How did people respond?

Q.1: How friendly are your school leaders toward you?



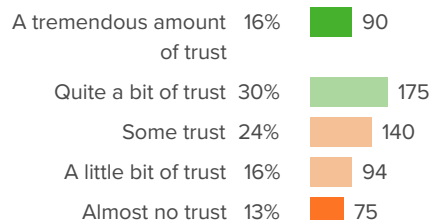
Favorable: **71%**

Q.2: How confident are you that your school leaders have the best interests of the school in mind?



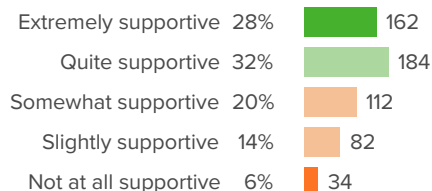
Favorable: **64%**

Q.3: How much trust exists between school leaders and faculty?



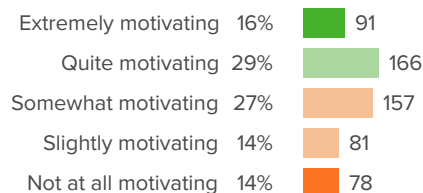
Favorable: **46%**

Q.4: When you face challenges at work, how supportive are your school leaders?



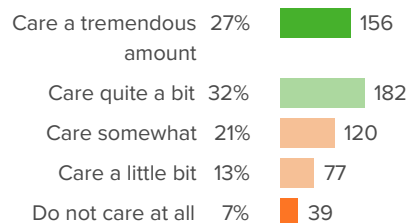
Favorable: **60%**

Q.5: At your school, how motivating do you find working with the leadership team?



Favorable: **45%**

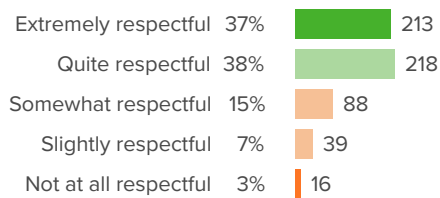
Q.6: How much do your school leaders care about you as an individual?



Favorable: **59%**

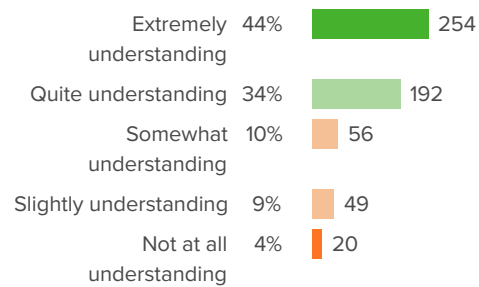


Q.7: How respectful are your school leaders towards you?



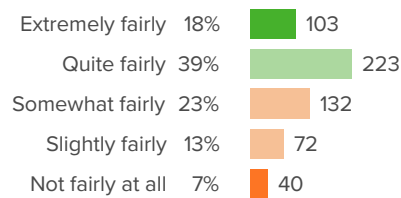
Favorable: **75%**

Q.8: When challenges arise in your personal life, how understanding are your school leaders?



Favorable: **78%**

Q.9: How fairly does the school leadership treat the faculty?



Favorable: **57%**



Well-being

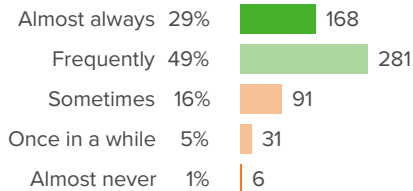
Your average

57%

581 responses

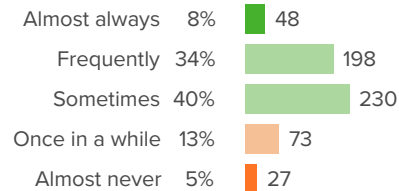
How did people respond?

Q.1: During the past week, how often did you feel engaged at work?



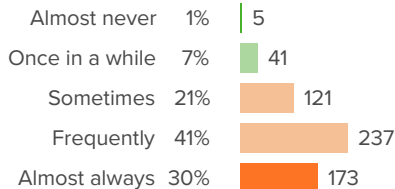
Favorable: **78%**

Q.2: During the past week, how often did you feel excited at work?



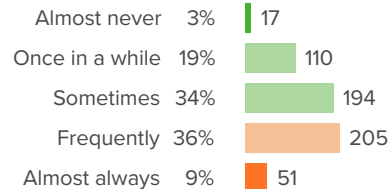
Favorable: **83%**

Q.3: During the past week, how often did you feel exhausted at work?



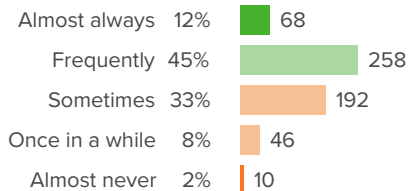
Favorable: **8%**

Q.4: During the past week, how often did you feel frustrated at work?



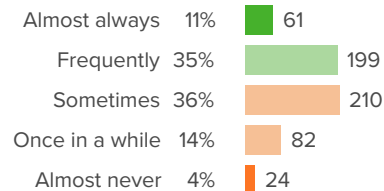
Favorable: **56%**

Q.5: During the past week, how often did you feel happy at work?



Favorable: **57%**

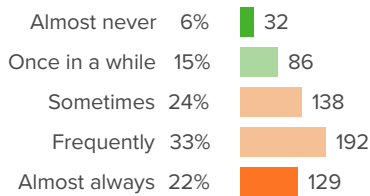
Q.6: During the past week, how often did you feel hopeful at work?



Favorable: **45%**

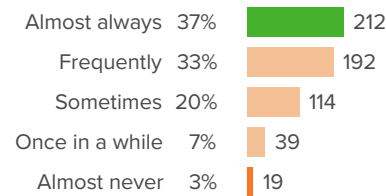


Q.7: During the past week, how often did you feel overwhelmed at work?



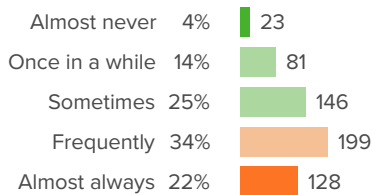
Favorable: **20%**

Q.8: During the past week, how often did you feel safe at work?



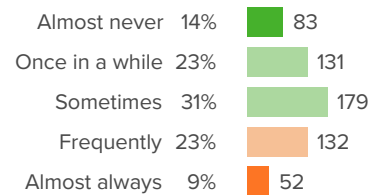
Favorable: **37%**

Q.9: During the past week, how often did you feel stressed out at work?



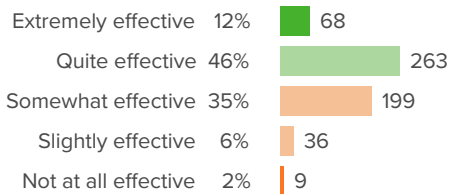
Favorable: **43%**

Q.10: During the past week, how often did you feel worried at work?



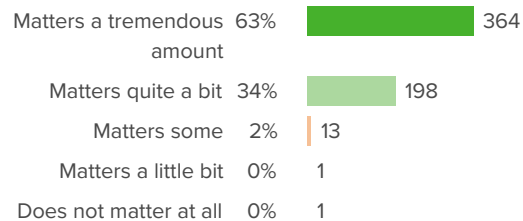
Favorable: **68%**

Q.11: How effective do you feel at your job right now?



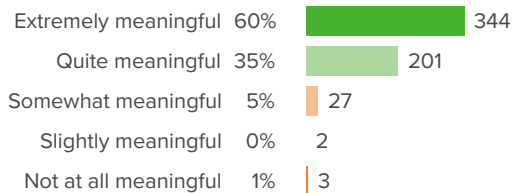
Favorable: **58%**

Q.12: How much does your work matter to you?



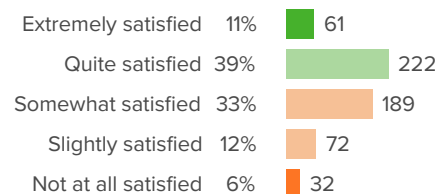
Favorable: **97%**

Q.13: How meaningful for you is the work that you do?



Favorable: **94%**

Q.14: Overall, how satisfied are you with your job right now?



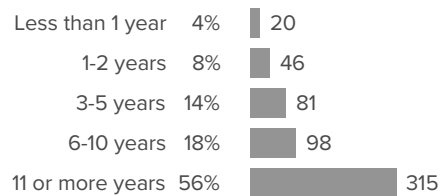
Favorable: **49%**



Background Questions

How did people respond?

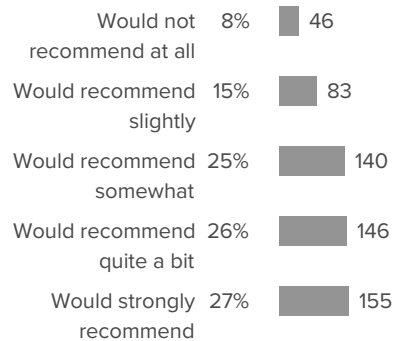
Q.1: For how many years have you taught?



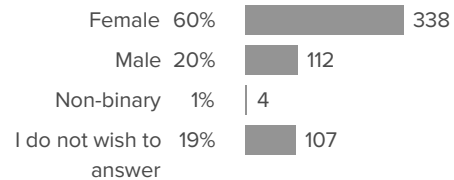
Q.2: For how many years have you taught at your current school?



Q.3: If a friend or colleague were looking for a teaching job, to what extent, if at all, would you recommend your school?



Q.4: What is your gender?





Q.5: What is your race or ethnicity?

